

# Alt. Pavement Update for Jobs Thru Dec 2007 with LCCA Factor

---

- 95 Alternate Projects to Date (\$1.253 bil)
  - 89 Full Depth (\$1.171 bil)
  - 6 Rehabilitation (\$82.6 mil)
- Full Depth
  - 37 Asphalt Awards (\$434.3 mil)
  - 52 Concrete Awards (\$736.4 mil)
- Rehabilitation
  - 1 Asphalt Award (\$2.6 mil)
  - 5 Concrete Awards (\$80 mil)

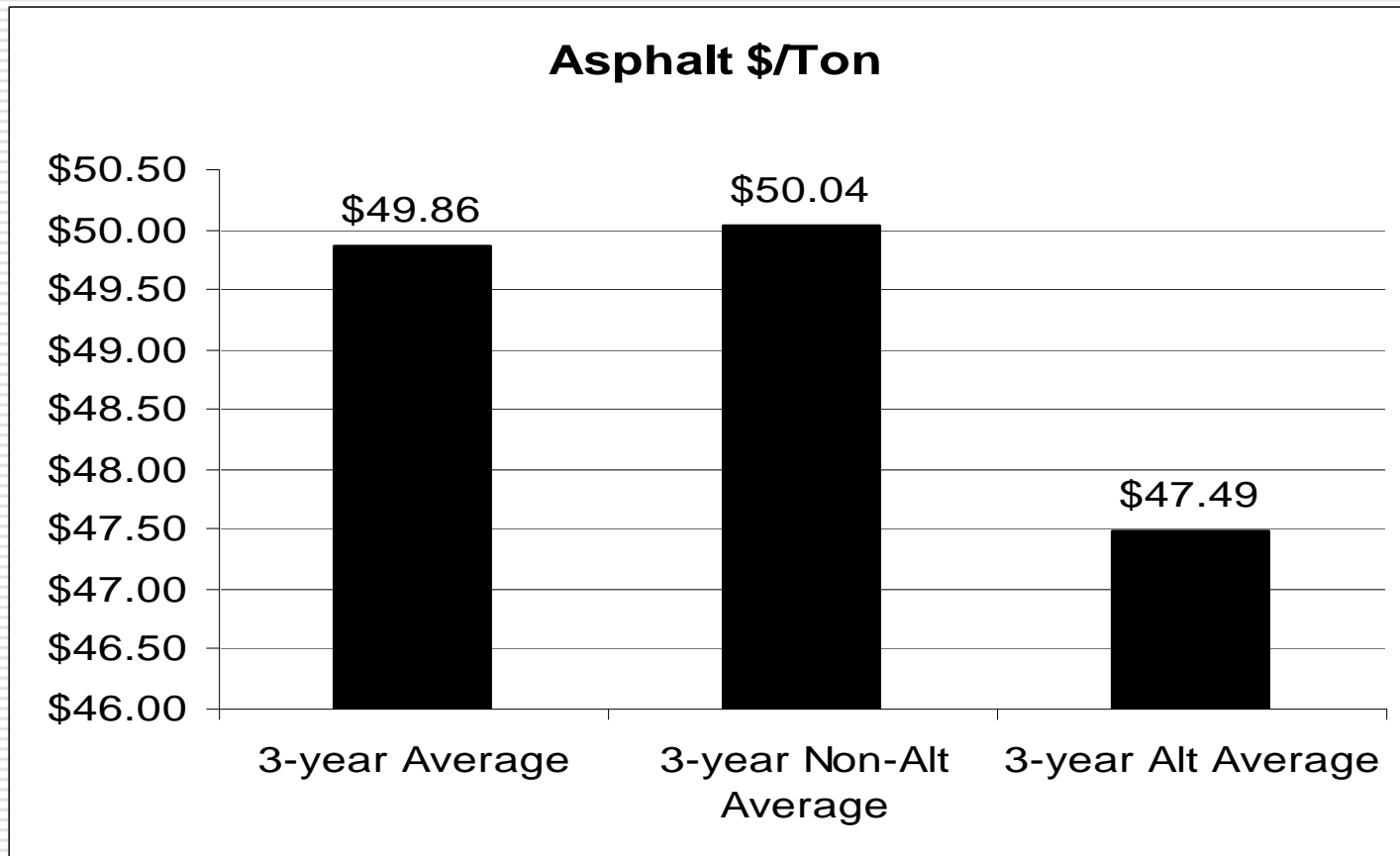
# Results – Difference in Low Bids

---

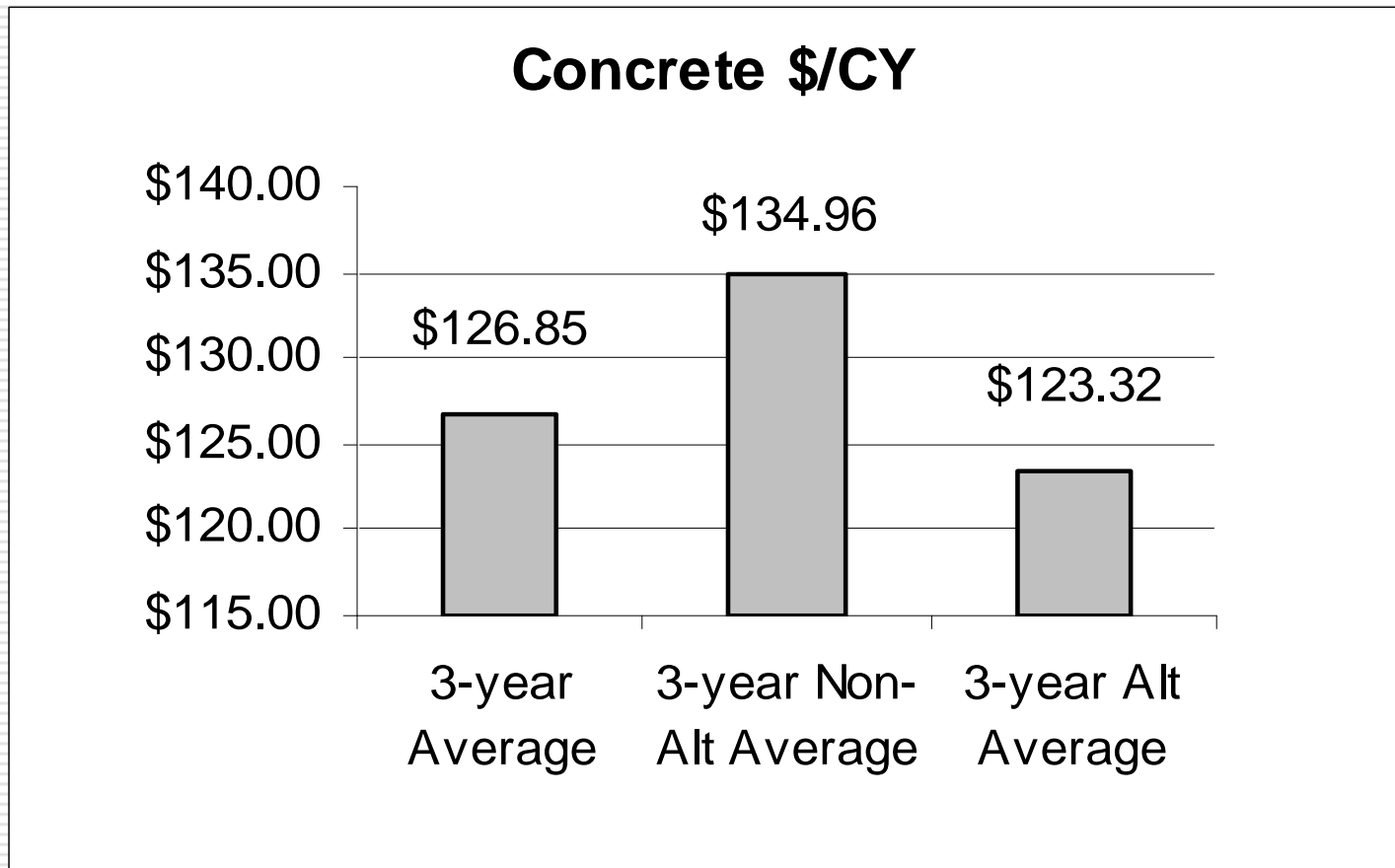
- Low PC Bids vs. Low AC Bids LCCA Factor not Applied
  - PC Total – \$588,615,291
  - AC Total - \$605,920,007
  - Difference - \$17,304,716 (2.9%)
- Low PC Bids vs. Low AC Bids LCCA Factor Applied
  - PC Total – \$588,615,291
  - AC Total - \$628,254,407
  - Difference - \$39,639,116 (6.7%)

LCCA Factor has Determined Low Bid 3 Times since October 2003.

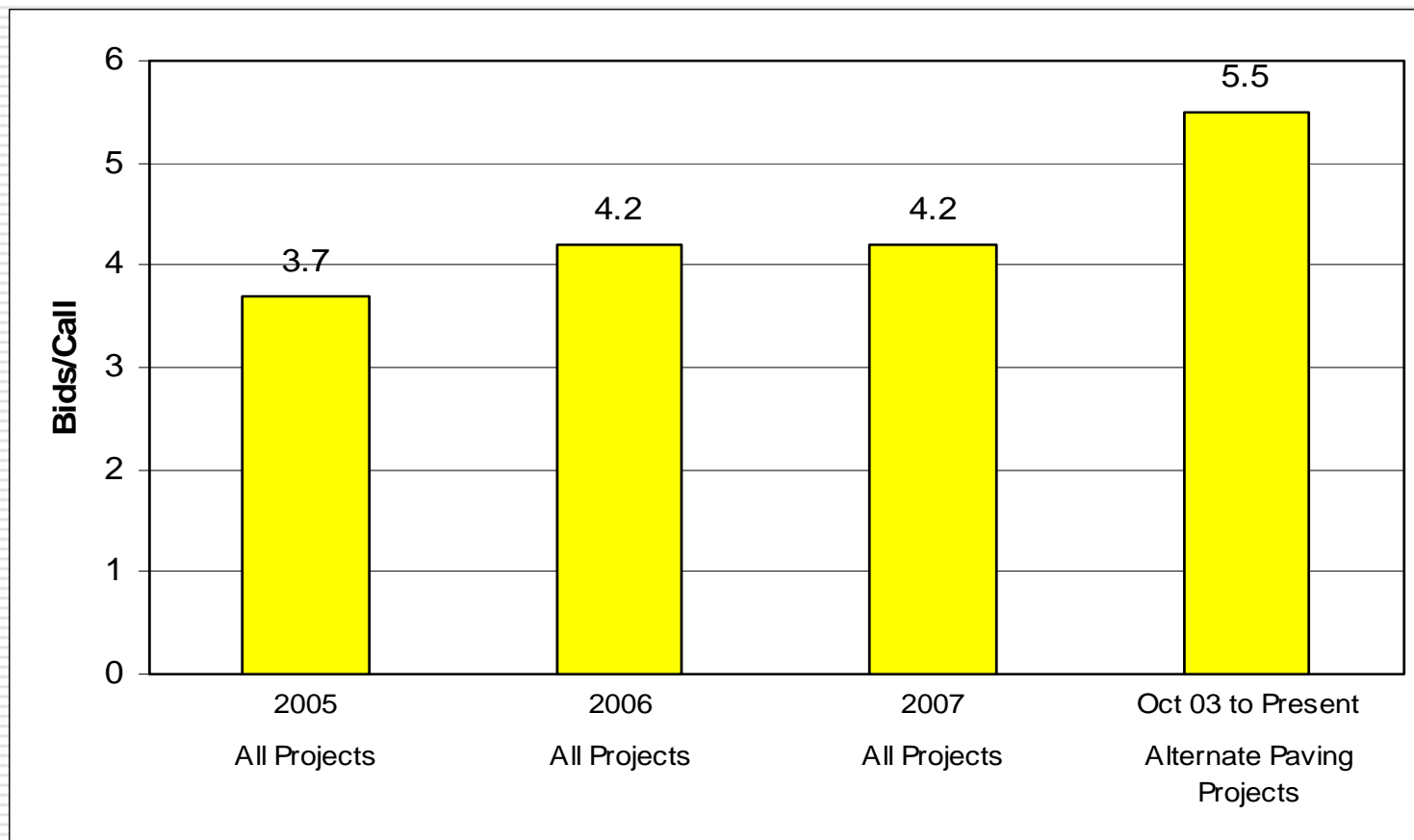
# Results – Over 2 Lane Miles



# Results – Over 2 Lane Miles



# Number of Bidders



# Other Facts

---

- ❑ 3-year Average asphalt price/ton for alternate paving projects is 5.1% below that for non-alternate projects and 4.8% below the 3-year average for all projects
- ❑ 3-year Average concrete price/CY for alternate paving projects is 8.6% below that for non-alternate projects and 2.8% below the 3-year average for all projects
- ❑ Optional pavement (no LCCA) for projects with less than 2-lane miles is standard where applicable