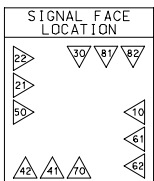
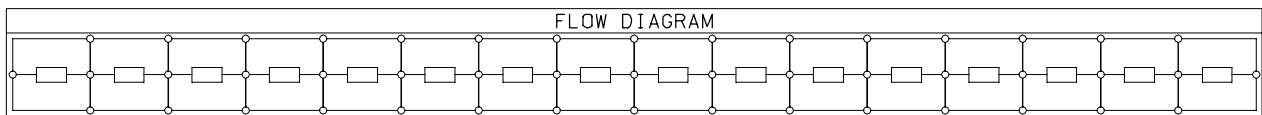


ROUTE	STATE	DISTRICT	SHEET NO.
	MO		
JOB NO.			
PROJECT NO.			
COUNTY			
DATE			



TRAFFIC PHASING AND COLOR SEQUENCE - PRETIMED CONTROLLERS

CONT. NO.	PHASE	PHASE	PHASE	PHASE	PHASE	PHASE	PHASE	PHASE	PHASE	PHASE	PHASE	PHASE	PHASE	PHASE	PHASE	PHASE	PHASE	PHASE	PHASE	FACE NO.
APPROACH	FACE NO.	CLEAR TO PHASE	CLEAR TO PHASE	CLEAR TO PHASE	CLEAR TO PHASE	CLEAR TO PHASE	CLEAR TO PHASE	CLEAR TO PHASE	CLEAR TO PHASE	CLEAR TO PHASE	CLEAR TO PHASE	CLEAR TO PHASE	CLEAR TO PHASE	CLEAR TO PHASE	CLEAR TO PHASE	CLEAR TO PHASE	CLEAR TO PHASE	CLEAR TO PHASE	CLEAR TO PHASE	FACE NO.
		R	R	R	R	R	R	R	R	R	R	R	R	R	R	R	R	R	R	
		W	W	W	W	W	W	W	W	W	W	W	W	W	W	W	W	W	W	
BOUND																				
BOUND																				
BOUND																				
BOUND																				



- PHASE ON RECALL WITH EQUAL TIME SETTINGS.
- SKIP PHASE.
- COMBINED RECALL & SKIP PHASE.

IF CALLED, ALL NON-CONFLICTING PHASES SHALL COMBINE AND TIME CONCURRENTLY. TIME TO BE DETERMINED BY THE ENGINEER AT SIGNAL TURN ON AND SET IN THE CONTROLLER BY THE CONTRACTOR.

LEGEND

- ACTUATED VEHICULAR MOVEMENT
- PARTIALLY RESTRICTED ACTUATED VEHICULAR MOVEMENT
- NON-ACTUATED VEHICULAR MOVEMENT
- PARTIALLY RESTRICTED NON-ACTUATED VEHICULAR MOVEMENT
- ACTUATED PEDESTRIAN MOVEMENT
- NON-ACTUATED PEDESTRIAN MOVEMENT
- VEHICLE STOPPED
- FDW - FLASHING DON'T WALK
- R/W - RIGHT OF WAY INTERVAL
- DW - DON'T WALK
- YR+ - YELLOW RIGHT ARROW
- RT. - GREEN RIGHT ARROW
- W - WALK
- LY - YELLOW LEFT ARROW
- L - GREEN LEFT ARROW
- S - GREEN STRAIGHT AHEAD ARROW
- G - CIRCULAR GREEN
- Y - CIRCULAR YELLOW
- R - CIRCULAR RED
- Ø - TRAFFIC PHASE
- AO - ALL OTHERS
- FR - FLASHING RED
- FY - FLASHING YELLOW

FLASHING OPERATION

	FR
	FY

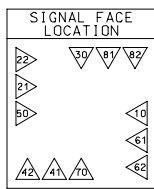
CONTROLLER TYPE

TRAFFIC SIGNAL CONTROL OPERATION

INTERSECTION OF

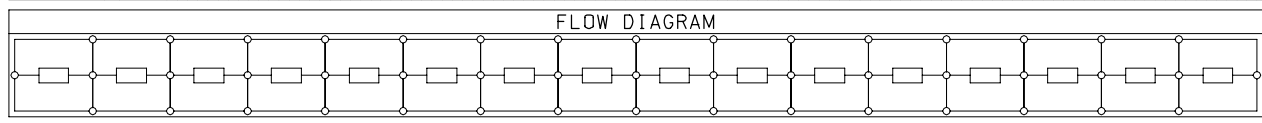
WITH

ROUTE	STATE	DISTRICT	SHEET NO.
	MO		
JOB NO.			
PROJECT NO.			
COUNTY			
DATE			



TRAFFIC PHASING AND COLOR SEQUENCE - PRETIMED CONTROLLERS

CONT. NO.	PHASE	PHASE	PHASE	PHASE	PHASE	PHASE	PHASE	PHASE	PHASE	PHASE	PHASE	PHASE	PHASE	PHASE	PHASE	PHASE	PHASE	PHASE	PHASE	PHASE	FACE NO.
APPROACH	FACE NO.	CLEAR TO PHASE	CLEAR TO PHASE	CLEAR TO PHASE	CLEAR TO PHASE	CLEAR TO PHASE	CLEAR TO PHASE	CLEAR TO PHASE	CLEAR TO PHASE	CLEAR TO PHASE	CLEAR TO PHASE	CLEAR TO PHASE	CLEAR TO PHASE	CLEAR TO PHASE	CLEAR TO PHASE	CLEAR TO PHASE	CLEAR TO PHASE	CLEAR TO PHASE	CLEAR TO PHASE	CLEAR TO PHASE	FACE NO.



→ PHASE ON RECALL WITH EQUAL TIME SETTINGS.  
 → SKIP PHASE.  
 → COMBINED RECALL & SKIP PHASE.  
 IF CALLED, ALL NON-CONFLICTING PHASES SHALL COMBINE AND TIME CONCURRENTLY. TIME TO BE DETERMINED BY THE ENGINEER AT SIGNAL TURN ON AND SET IN THE CONTROLLER BY THE CONTRACTOR.

LEGEND

- ACTUATED VEHICULAR MOVEMENT
- PARTIALLY RESTRICTED ACTUATED VEHICULAR MOVEMENT
- NON-ACTUATED VEHICULAR MOVEMENT
- PARTIALLY RESTRICTED NON-ACTUATED VEHICULAR MOVEMENT
- ACTUATED PEDESTRIAN MOVEMENT
- NON-ACTUATED PEDESTRIAN MOVEMENT
- VEHICLE STOPPED
- FDW - FLASHING DON'T WALK
- R/W - RIGHT OF WAY INTERVAL
- DW - DON'T WALK
- YR+ - YELLOW RIGHT ARROW
- RT. - GREEN RIGHT ARROW
- W - WALK
- LY - YELLOW LEFT ARROW
- L - GREEN LEFT ARROW
- S - GREEN STRAIGHT AHEAD ARROW
- G - CIRCULAR GREEN
- Y - CIRCULAR YELLOW
- R - CIRCULAR RED
- Ø - TRAFFIC PHASE
- AO - ALL OTHERS
- FR - FLASHING RED
- FY - FLASHING YELLOW

FLASHING OPERATION

	FR
	FY

CONTROLLER TYPE

TRAFFIC SIGNAL CONTROL OPERATION

INTERSECTION OF

WITH