

NOTE: PASSIVE PED. DETECTION TO BE INCLUDED ON RRFB SIGN PER MANUFACTURER'S SPECIFICATIONS.  
LENGTH OF POLE FOR RRFB MAY NEED TO BE INCREASED FOR PASSIVE PED. DETECTION.

REMOVE NOTE IF NOT NEEDED

\*\* SOLAR POWER, 4 RRFB LIGHT BARS, 2 W11-2 SIGNS,  
2 W16-7P SIGNS, 1 R10-25 SIGN, CROSSWALK ILLUMINATOR  
AND 1 PUSH BUTTON.

\*\* SOLAR POWER, 2 RRFB LIGHT BARS, 1 W11-2 SIGN,  
1 W16-7P SIGN, 1 R10-25 SIGN, CROSSWALK ILLUMINATOR  
AND 1 PUSH BUTTON.



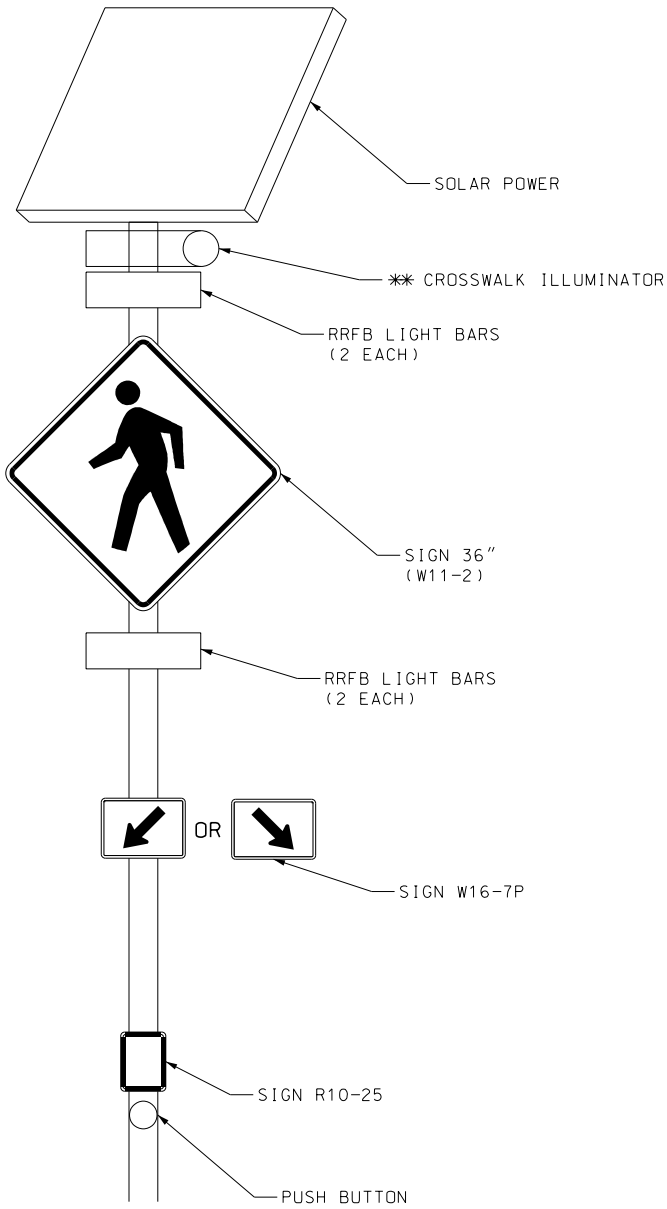
R1-5 \*Sign to be paid for as a permanent sign, see Signing Plan.



W11-2 \*Sign to be paid for as a permanent sign, see Signing Plan.

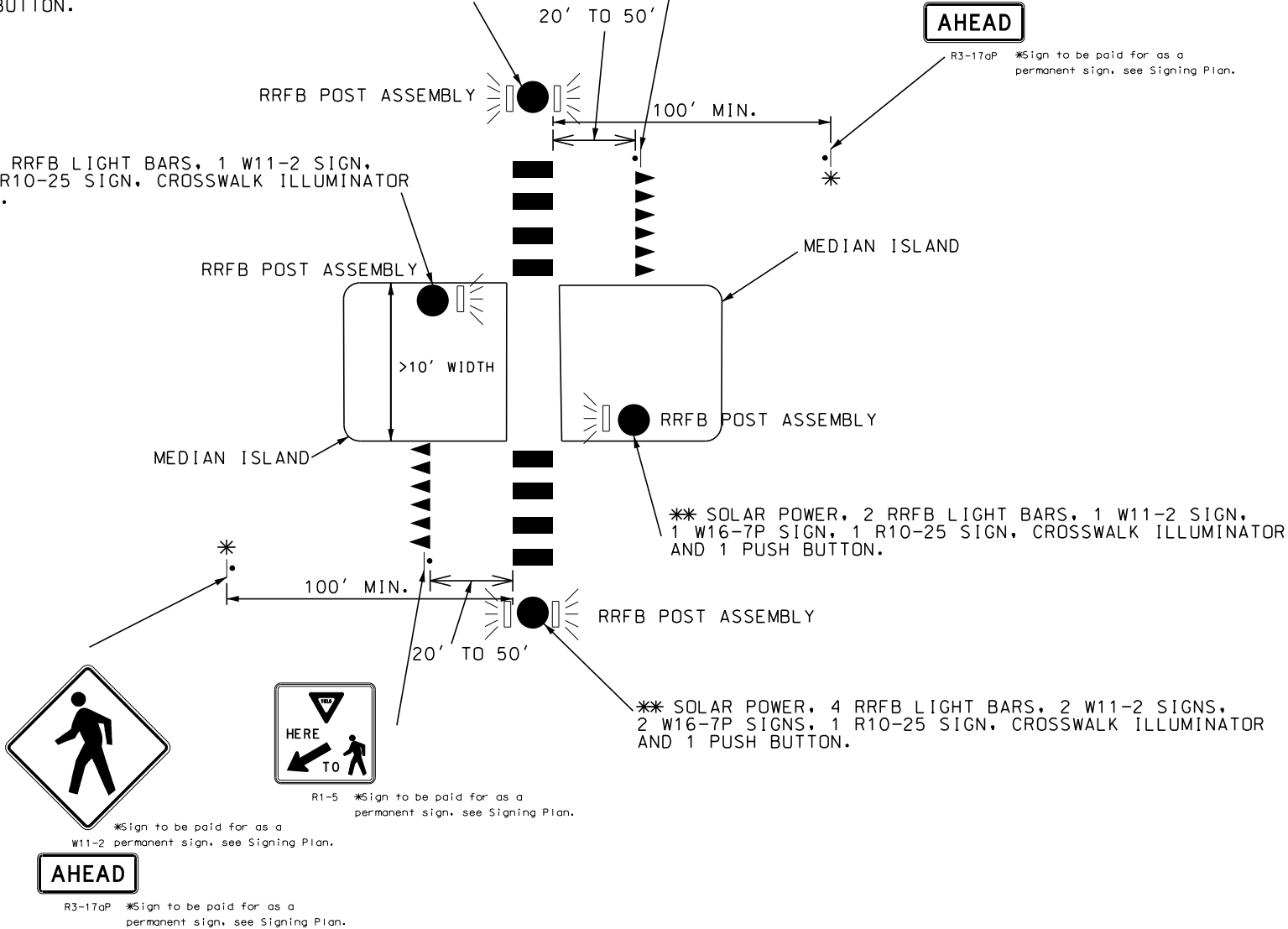


R3-17aP \*Sign to be paid for as a permanent sign, see Signing Plan.




1  
USED WITH A TYPE C POST  
BASE (STANDARD PLANS  
902.30)

NOT TO SCALE



\* ACTUAL ADVANCED SIGN LOCATION WILL BE BASED ON FIELD  
CONDITIONS AND DETERMINED BY THE ENGINEER.

\* ILLUMINATOR WILL BE INSTALLED ON ALL RRFB POSTS AND  
INCLUDED IN COST OF RRFB INSTALLATION.

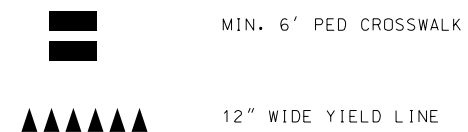
DATE PREPARED 4/8/2025	
ROUTE XX	STATE MO
DISTRICT SL	SHEET NO. XX
COUNTY X	
JOB NO. JSLXXXX	
CONTRACT ID.	
PROJECT NO.	
BRIDGE NO.	
DESCRIPTION	
DATE	
MISSOURI HIGHWAYS AND TRANSPORTATION COMMISSION	
	
105 WEST CAPITOL JEFFERSON CITY, MO 65102 1-888-ASK-MODOT (1-888-273-6636)	

SPECIAL SHEET  
RRFB (RECTANGULAR  
RAPID FLASHING BEACON)

BE INCLUDED ON WFB SIGN  
TO BE INCREASED FOR PAS



\*\* SOLAR POWER, 4 RRFB LIGHT BARS, 2 W11-2 SIGNS,  
2 W16-7P SIGNS, 2 R10-25 SIGNS, CROSSWALK ILLUMINATOR  
AND 1 PUSH BUTTON.



RRFB\_Detail\_SS\_I01\_Ver2025-04-08\_No\_or\_NarrowMedianIslands.dgn 9:13:41 AM 4/8/2025

[illegible]